

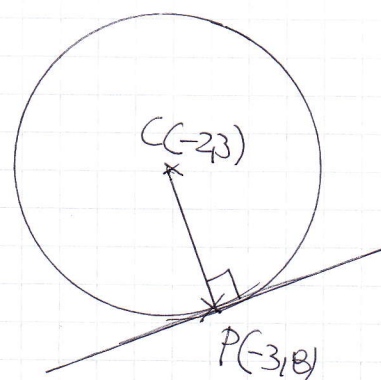
C2, 1YGB, PAPER L

- 1 -

$$\begin{aligned} 1. \quad (2-5x)^5 &= \binom{5}{0}(2)^5(-5x)^0 + \binom{5}{1}(2)^4(-5x)^1 + \binom{5}{2}(2)^3(-5x)^2 + \dots \\ &= (1 \times 32 \times 1) + (5 \times 16 \times (-5x)) + (10 \times 8 \times 25x^2) + \dots \\ &= 32 - 400x + 2000x^2 + \dots \end{aligned}$$

$$\begin{aligned} 2. a) \quad \text{RADIUS} &= \sqrt{(-3+2)^2 + (8-3)^2} \\ &= \sqrt{1+25} \\ &= \sqrt{26} \end{aligned}$$

$$(x+2)^2 + (y-3)^2 = 26$$



$$b) \quad \text{GRAD C.P} = \frac{y_2 - y_1}{x_2 - x_1} = \frac{8 - 3}{-3 - 2} = \frac{5}{-1} = -5$$

TANGENT GRADIENT MUST BE $\frac{1}{5}$

$$\Rightarrow y - y_0 = m(x - x_0)$$

$$\Rightarrow y - 8 = \frac{1}{5}(x + 3)$$

$$\Rightarrow 5y - 40 = x + 3$$

$$\Rightarrow 0 = x - 5y + 43$$

$$\text{H} \quad x - 5y + 43 = 0$$

* REQUIRED

$$3. \quad \log_5(4t+7) - \log_5 t = 2$$

$$\Rightarrow \log_5\left(\frac{4t+7}{t}\right) = 2 \log_5 5$$

$$\Rightarrow \log_5\left(\frac{4t+7}{t}\right) = \log_5 25$$

$$\Rightarrow \frac{4t+7}{t} = 25$$

$$\Rightarrow 4t+7 = 25t$$

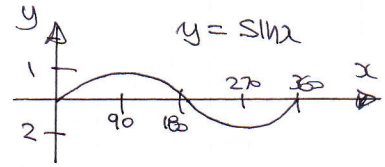
$$\Rightarrow 7 = 21t$$

$$\Rightarrow t = \frac{7}{21}$$

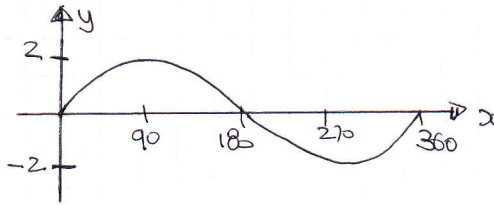
$$\therefore t = \frac{1}{3}$$

C2, 1XGB, PAPER L

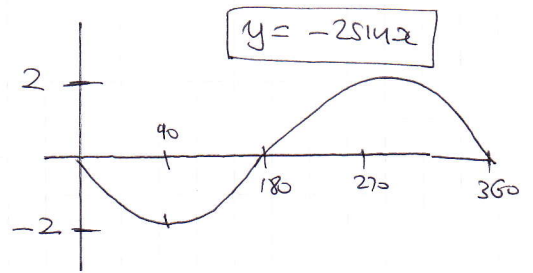
4. a) THE GRAPH OF $\sin x$ IS SHOWN OPPOSITE



Now $y = 2\sin x$



Now



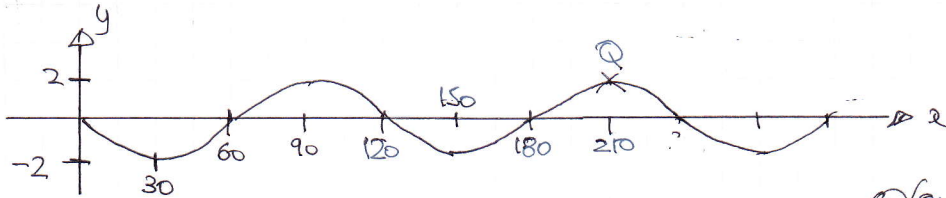
~~$\therefore A = -2$~~

$90 \div 3$

AND SINCE THE FIRST MIN OCCURS AT $x=30$, THIS MUST BE $y = -2\sin 3x$

~~$\therefore k=3$~~

b) THIS



~~$Q(210, 2)$~~

5.

$a + ar + ar^2 + ar^3 = 1800$

$ar^3 = 8a$

$\Rightarrow a(1 + r + r^2 + r^3) = 1800$

$r^3 = 8$

$\Rightarrow a(1 + 2 + 4 + 8) = 1800$

$r = 2$

$\Rightarrow 15a = 1800$

$\Rightarrow a = 120$

$\therefore a = 120$

$ar = 240$

$ar^2 = 480$

$ar^3 = 960$

~~$\pounds 120, \pounds 240, \pounds 480, \pounds 960$~~

6. FIRSTLY FIND THE CO-ORDINATES OF A & B

$$-x^2 + 8x - 2 = x^2 - 10x + 26$$

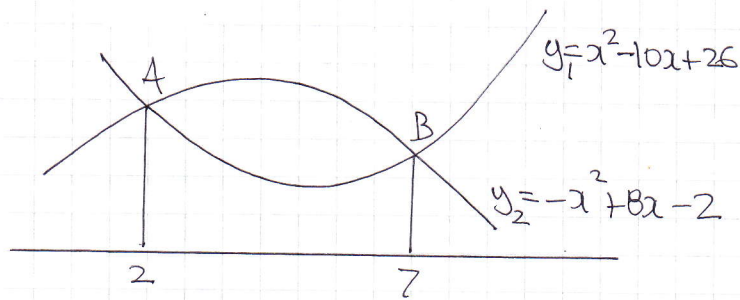
$$0 = 2x^2 - 18x + 28$$

$$0 = x^2 - 9x + 14$$


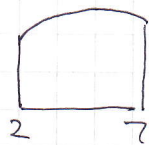
$$0 = (x-7)(x-2)$$

$$x = \begin{cases} 2 & \leftarrow A \\ 7 & \leftarrow B \end{cases}$$

(y coords not needed)



Thus



$$= \text{shaded area}$$

ALTERNATIVE METHOD

$$\begin{aligned} & \int_2^7 (y_2 - y_1) dx \\ &= \int_2^7 (-2x^2 + 18x - 28) dx \\ &= \left[-\frac{2}{3}x^3 + 9x^2 - 28x \right]_2^7 \\ &= \left(-\frac{686}{3} + 441 - 196 \right) - \left(-\frac{16}{3} + 36 - 56 \right) \\ &= \frac{49}{3} - \left(-\frac{76}{3} \right) = \frac{125}{3} \end{aligned}$$

$$\begin{aligned} & \int_2^7 -x^2 + 8x - 2 dx \\ &= \left[-\frac{1}{3}x^3 + 4x^2 - 2x \right]_2^7 \\ &= \left(-\frac{343}{3} + 196 - 14 \right) - \left(-\frac{8}{3} + 16 - 4 \right) \\ &= \frac{203}{3} - \left(\frac{28}{3} \right) \\ &= \frac{175}{3} \end{aligned}$$

$$\begin{aligned} & \int_2^7 x^2 - 10x + 26 dx \\ &= \left[\frac{1}{3}x^3 - 5x^2 + 26x \right]_2^7 \\ &= \left(\frac{343}{3} - 245 + 182 \right) - \left(\frac{8}{3} - 20 + 52 \right) \\ &= \frac{154}{3} - \frac{104}{3} \\ &= \frac{50}{3} \end{aligned}$$

$$\text{Required Area} = \frac{175}{3} - \frac{50}{3} = \frac{125}{3}$$

AS REQUIRED

C2, 1YGB, PAPER L

7. a)

x	0	0.4	0.8	1.2	1.6	2
y	0	1.2	1.6	1.8330	1.9596	2

$$\text{AREA} \approx \frac{\text{THICKNESS}}{2} [\text{FIRST} + \text{LAST} + 2 \times \text{REST}]$$

$$\text{AREA} \approx \frac{0.4}{2} [0 + 2 + 2(1.2 + 1.6 + 1.8330 + 1.9596)]$$

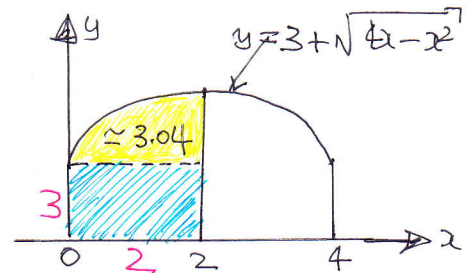
$$\text{AREA} \approx 3.0376$$

$$\text{AREA} \approx \underline{\underline{3.04}}$$

b)

∴ REQUIRED ANSWER IS

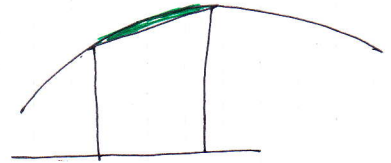
$$3.04 + (2 \times 3) = \underline{\underline{9.04}}$$



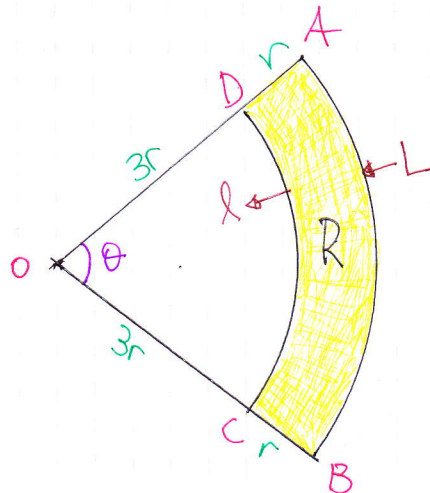
c)

THE TRAPEZIUM RULE IN THIS CASE UNDERESTIMATES THE AREA (SEE OPPOSITE DIAGRAM)

SO IF WE TAKE MORE TRAPEZIUMS THE ANSWER WILL INCREASE



8. a)



$$\bullet \text{ AREA OF R} = \frac{1}{2}(4r)^2\theta - \frac{1}{2}(3r)^2\theta$$

$$50 = 8r^2\theta - \frac{9}{2}r^2\theta$$

$$100 = 16r^2\theta - 9r^2\theta$$

$$\boxed{100 = 7r^2\theta}$$

$$P = l + L + r + r$$

$$P = 3r\theta + 4r\theta + 2r$$

$$\boxed{P = 7r\theta + 2r}$$

C2, 1YGB, PAPER L

-5-

so $\boxed{7r^2 = 100}$
 $7r^2 = \frac{100}{r}$

q $\boxed{P = 7r\theta + 2r}$

$\therefore P = \frac{100}{r} + 2r$ ~~AS REQUIRED~~

b) I) $P = 2r + 100r^{-1}$
 $\frac{dP}{dr} = 2 - 100r^{-2}$

Set $\frac{dP}{dr} = 0$

$2 - \frac{100}{r^2} = 0$

$2 = \frac{100}{r^2}$

$2r^2 = 100$

$r^2 = 50$

$r = +5\sqrt{2}$

II) $\frac{d^2P}{dr^2} = 200r^{-3}$

$\frac{d^2P}{dr^2} = \frac{200}{r^3}$

$\left. \frac{d^2P}{dr^2} \right|_{r=5\sqrt{2}} = \frac{200}{(5\sqrt{2})^3} = \frac{2}{5\sqrt{2}} > 0$

~~INDICATES A MIN~~

c) $P_{\min} = 2(5\sqrt{2}) + \frac{100}{5\sqrt{2}} = 10\sqrt{2} + 10\sqrt{2} = 20\sqrt{2}$

9. $(\sqrt{3} + 2\sin 2y)(\sqrt{3} + \tan 2y) = 0$

either

$\sqrt{3} + 2\sin 2y = 0$

$\sin 2y = -\frac{\sqrt{3}}{2}$

$\arcsin\left(-\frac{\sqrt{3}}{2}\right) = -\frac{\pi}{3}$

$\begin{cases} 2y = -\frac{\pi}{3} \pm 2n\pi \\ 2y = \frac{4\pi}{3} \pm 2n\pi \end{cases} \quad n=0,1,2,3,\dots$

$\begin{cases} y = -\frac{\pi}{6} \pm n\pi \\ y = \frac{2\pi}{3} \pm n\pi \end{cases}$

or

$\sqrt{3} + \tan 2y = 0$

$\tan 2y = -\sqrt{3}$

$\arctan(-\sqrt{3}) = -\frac{\pi}{3}$

$2y = -\frac{\pi}{3} \pm n\pi \quad n=0,1,2,3,\dots$

$y = -\frac{\pi}{6} \pm \frac{n\pi}{2}$

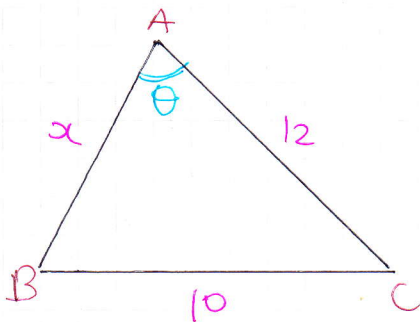
C2, 1YGB, PAPER L

- 6 -

for $0 \leq y < \pi$

$$y = \frac{5\pi}{6}, \frac{2\pi}{3}, \frac{\pi}{3}$$

10. a)



$$\cos \theta = \frac{5}{9}$$

● BY THE COSINE RULE.

$$|BC|^2 = |AB|^2 + |AC|^2 - 2|AB||AC|\cos \theta$$

$$10^2 = x^2 + 12^2 - 2 \times x \times 12 \times \frac{5}{9}$$

$$100 = x^2 + 144 - \frac{40}{3}x$$

$$300 = 3x^2 + 432 - 40x$$

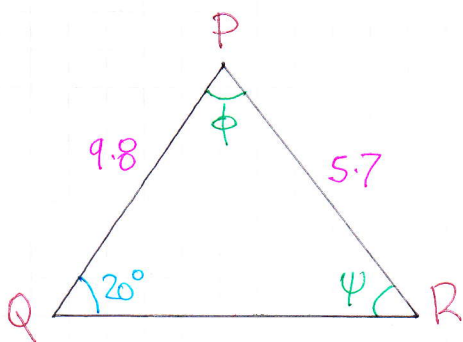
$$0 = 3x^2 - 40x + 132$$

$$0 = (3x - 22)(x - 6)$$

$$x = \begin{cases} 6 \\ \frac{22}{3} \end{cases}$$

from THE FACT "STORY IS 64"

b)



● BY THE SINE RULE

$$\frac{5.7}{\sin 20^\circ} = \frac{9.8}{\sin \psi}$$

$$5.7 \sin \psi = 9.8 \sin 20^\circ$$

$$\sin \psi = 0.588 \dots$$

$$\psi \approx \begin{cases} 36.0^\circ \\ 144.0^\circ \end{cases}$$

$$\therefore \phi \approx \begin{cases} 180 - 20 - 36^\circ \approx 124^\circ \\ 180 - 20 - 144^\circ \approx 16^\circ \end{cases}$$